


HITECH ELEVATORS SOLUTION



COMPANY PROFILE

At Hitech Elevators Solution, we are dedicated to provide customers with elevators that increase accessibility and convenience in their places. If you are building or currently have a multilevel places, consider adding one of our custom-built home elevators.

Hitech Elevators Solution has been servicing in different categories such as builders, hospital, hotels, temples, churches, mosques and many more. Our top-level management has hired some of the most talented minds of the industry. Since inception, our experienced professionals have been one of the most important factors behind our success. These professionals possess expertise in their respective domains which help them in accomplish assigned tasks in an efficient manner. Further, the ethical business practices of our company have made us the most preferred choice of the clients.



Higher Reliability

Optimizing the Safety & Reliability of Your Elevators.



Safer Equipment

Safe and reliable elevator is core to tenant satisfaction.



Fixed Budget Expense

Minimizing "be-backs" decreases maintenance costs.



Longer Equipment Life

Premium quality parts for longer life.

PASSENGER ELEVATOR

Hitech Elevators manufactures all types of Passenger Elevators including, Power Operated Doors Panoramic Elevators and Manual Doors. All elevators are manufactured keeping in mind the comfort safety and speed. Our Passenger Elevators distributed in various series, fit the requirements of each and every type of building including premium housing as well as affordable housing. In our passenger Elevators we have given special attention to the aesthetics and you may chose from various types of buttons, interiors and many more things to give you the right feel in the elevator.




HOSPITAL ELEVATOR



These automatic elevators are used for simple transportation of a patient on wheelchair or stretcher without jerks and shocks. It has a range from 13 persons to 40 persons with the minimum size beginning from 3'X7'. The cabin walls can be M.S. Painted, M.S. Powder coated or hairline brush finished stainless steel. It has collapsible channel gates or swing doors with glass vision, swing door can be provided from floor to suit the doctor. Automatic doors can also be provided. We manufacture hospital lift cabin, specially built for accommodating wheel chairs and stretchers.

HYDRAULIC ELEVATOR

Hydraulic elevators are elevators which are powered by a piston that travels inside a cylinder. An electric motor pumps oil into the cylinder to move the piston. The piston smoothly lifts the elevator cab. Electrical valves control the release of the oil for a gentle descent. Hydraulic elevators are used extensively in buildings up to five or six stories high. These elevators, which can operate at speeds up to 61 meters (200 ft) per minute, do not use the large overhead hoisting machinery the way geared and gearless traction systems do.



BUNGALOW ELEVATOR



In this era of a fast-paced world, the emergence of elevator technology is an important innovation as bungalow lift makes life comfortable and convenient. Our focus throughout this blog will be the elevator, its importance for residential buildings apartments, and bungalows. Further more, as the title suggests, we will also focus on bungalow lift customization. As indicated by the name, this type of lift is ideally designed for bungalows, apartments residential buildings, etc.

GOODS ELEVATOR

Freight / Goods Elevators Owing to our rich industrial experience, we are designing and manufacturing a flawless range of goods freight elevators. These Goods Freight Elevators are designed making use of latest techniques of production in accordance with the international standards of quality. The Goods Freight Elevators developed by us offer maximum safety and durability. Features : Easy installation Low maintenance Optimum performance.





CAPSULE ELEVATOR



These lifts can be installed at a place where elevation of building is to be enhanced with display of moving lift and thus passengers are provided with panoramic view of surroundings. Capsule elevator normally have 5 and 3 glass panels. The technology used in these lifts is high - tech and completely dynamic. Panoramic / Capsule elevators are normally preferred in shopping malls multiplexes (to give view of items displayed), 5 star hotels (to provide lobby view) commercial buildings and high rise residential buildings.

CEILING & FLOORING SAMPLES



LANDING & CAR OPERATING PANEL



DOOR DESIGN



CABIN DESIGN



MOTOR



MOTOR





**Plot No. 15, St. No. 1
Baba Sangat Singh Nagar
B/s, Josan Hospital, Mehta Road
Maqboolpura Amritsar.**

+91-98889-03419

hitechelevatorsolution@gmail.com

www.hitechelevatorsolution.com

